



1 1/2" BORE STAINLESS STEEL CYLINDER

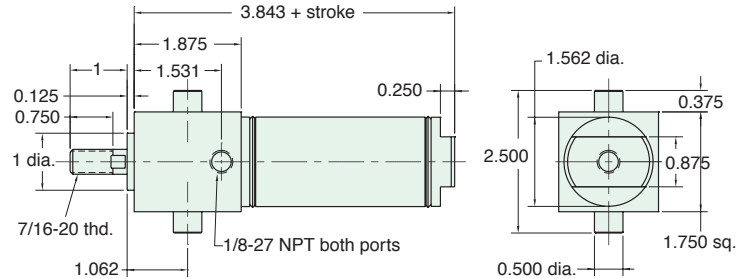
TDR-24-□-□

Double Acting



Mount: Trunnion **Standard Stroke Lengths:** 1/2", 1", 1-1/2", 2", 3", 4", 5", 6"
Type: Rotating Rod **Maximum Stroke:** 40"
Options: M, B, W, V, S, N
 P6, P7, P8

For S option add 0.187

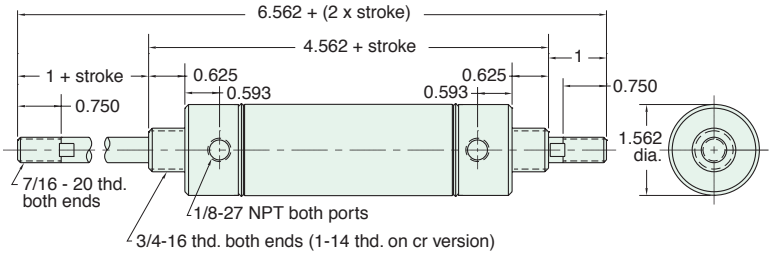


SDD-24-□-□

Double Acting



Mount: Stud **Standard Stroke Lengths:** 1", 2", 3", 4", 5", 6", 8", 10", 12"
Type: Double Rod **Maximum Stroke:** 19"
Options: C, F, M, B, W, V, P6, P7, P8, N



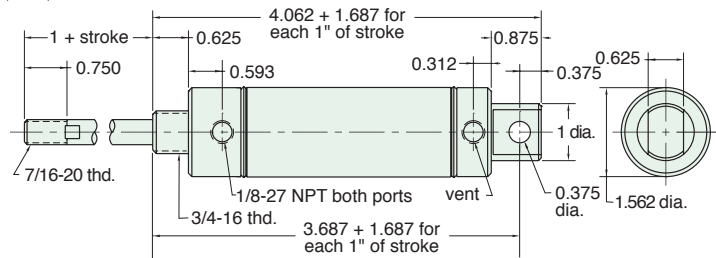
Nuts included, but not shown on drawing

CRR-24-□-□

Reverse Acting



Mount: Clevis **Standard Stroke Lengths:** 1/2", 1", 1-1/2", 2", 3", 4"
Type: Rotating Rod **Spring Compressed:** 10 lbs. **Spring At Rest:** 4 1/2 lbs.
Options: M, B, H, W, V, P2, P3, P4, P5, P6, P7, P8, N
Maximum Stroke: 14"



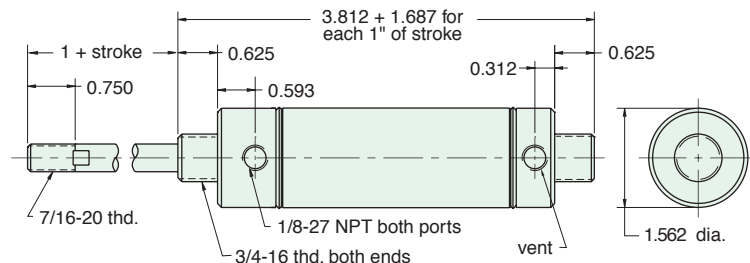
Furnished without nut(s). See Chart on Page 46.

ERR-24-□-□

Reverse Acting



Mount: End **Standard Stroke Lengths:** 1/2", 1", 1-1/2", 2", 3", 4"
Type: Rotating Rod **Spring Compressed:** 10 lbs. **Spring At Rest:** 4 1/2 lbs.
Options: M, B, H, W, V, N
Maximum Stroke: 14"



Nuts included, but not shown on drawing